

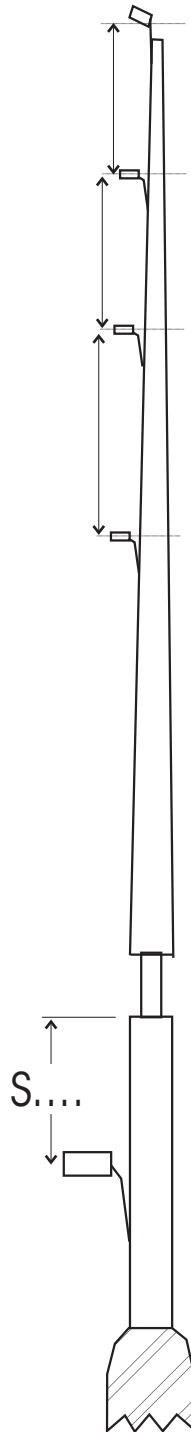


SCHEDA Legature anelli x **VECTOR C3** (Spinning & Casting)

Distanza da Centro
a Centro in Cm.

Anelli Tipo :
FUJI

12 cm	mis. 12
13,5 cm	mis. 12
13,5 cm	mis. 12
14,5 cm	mis. 16
17,5 cm	mis. 16
20,5 cm	mis. 20
31,5 cm	mis. 20
46 cm	mis. 25
S 33 cm	mis. 30



NOTE Punta _ size 10 x 3.6 _ _
