

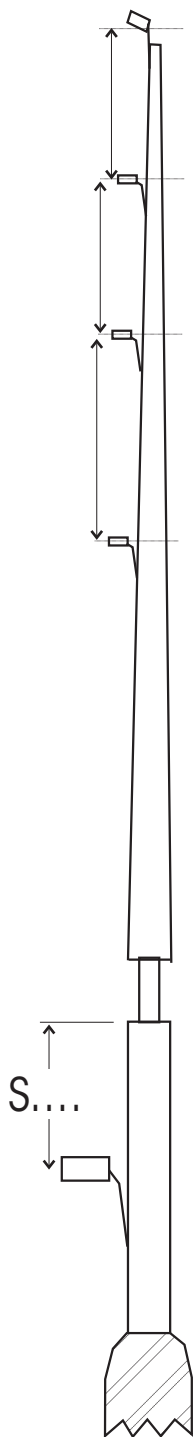


VECTOR C3

Distanza da Centro
a Centro in Cm.

Anelli Tipo :
FUJI

16 cm	mis. 12
17 cm	mis. 12
20 cm	mis. 16
26 cm	mis. 16
30 cm	mis. 20
34 cm	mis. 20
40 cm	mis. 25
S 33 cm	mis. 30



NOTE _____

